



PRECOR[®]

COMMERCIAL CATALOG



CARDIO | CONNECTED FITNESS | STRENGTH



WORLD-CLASS FITNESS FOR THE WORLD

At Precor, we work hard to earn customer trust. That means putting the needs of you and your exercisers first—from product design and engineering to sales, installation, and support.

Discover the Precor difference and see why our fitness solutions are preferred by exercisers, trainers, facility operators, and business owners alike in over 100 countries.





CARDIO	6
Treadmills	8
Elliptical Fitness Crosstrainers (EFX®)	10
StairClimber	12
Adaptive Motion Trainers (AMT®)	14
Bikes	16
CONNECTED FITNESS	18
Consoles	20
Preva® Networked Fitness	22
Partnerships & Integrations	24
STRENGTH	26
Resolute™ Selectorized	28
Vitality™ Selectorized	38
Discovery™ Plate Loaded	44
Discovery™ Benches & Racks	50
Vitality™ Benches & Racks	58
FTS Glide	62
Functional Selectorized	64
Core and Stretching	68
SERVICES	70
Planning & Design	72
Financing & Leasing	72
Delivery & Installation	73
Service & Support	73
Movement Library	74

WHY PRECOR

Three reasons why
we're in over 13,000
facilities worldwide

1. PEOPLE-FIRST DESIGN

Our extensive design and engineering process prioritizes people—operators, exercisers, and servicers. The result? Easy-to-manage equipment that empowers exercisers.

2. TRUSTED PARTNER

More than just a product supplier, we've provided full-service, total fitness solutions to customers across industries and continents for over 40 years.

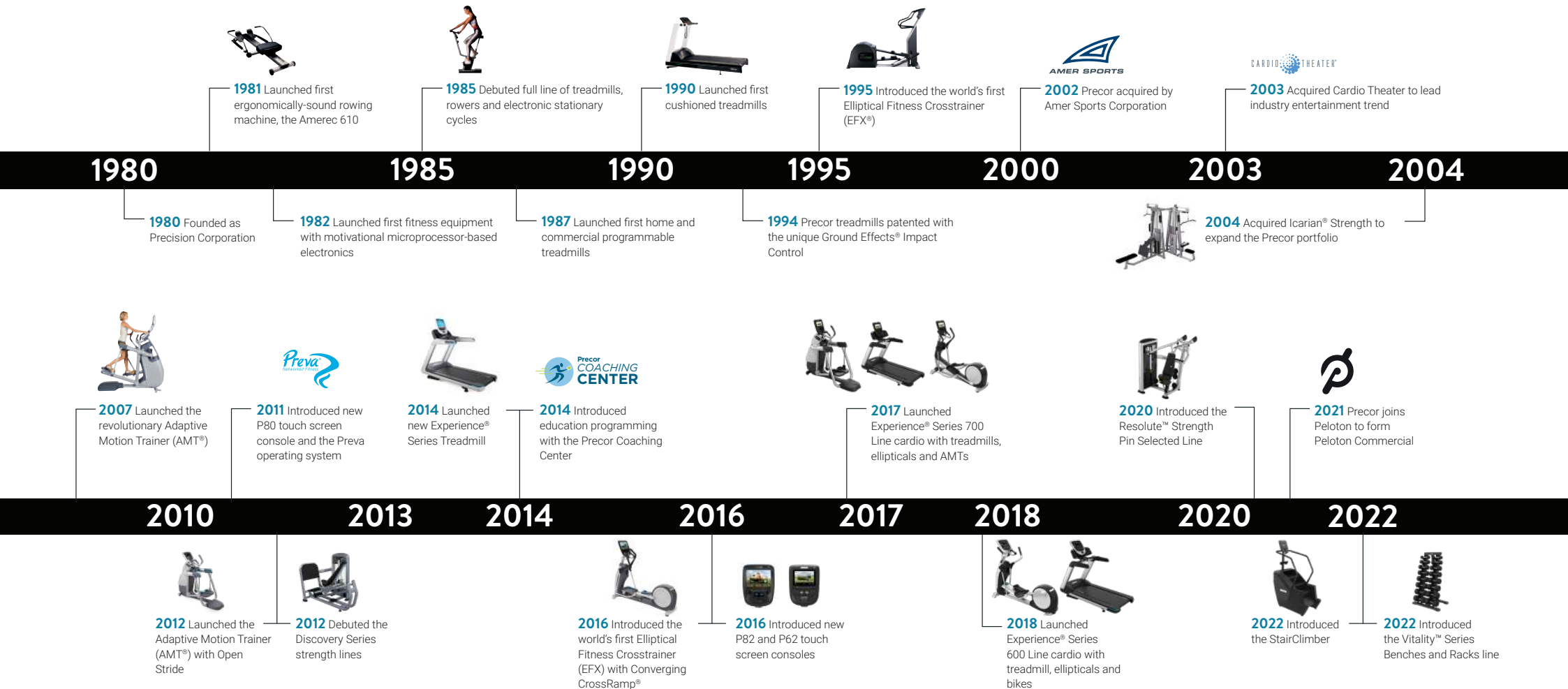
3. GLOBAL SCALE, LOCAL TOUCH

Our network of sales, support, service, and distributor partners ensures you have the help you need, where and when you need it.



One-of-a-kind design, for over 40 years

Our legacy of “firsts” spans the first-ever ergonomic rowing machine and world’s premier elliptical—so you know we’ll keep your exercisers working out on the forefront of industry insight. With over 500 pending and issued patents worldwide, we sweat every detail to build products that are intuitive to use, easy to maintain, and deliver a low cost of ownership.



CARDIO

Proven designs, high-performance parts, and premium materials

“

“We have our own team that maintains all of the equipment and when I asked them which brands to buy, Precor is always at the top of the list.”

*Randy Karr, President
California Family Fitness*





EXPERIENCE CARDIO

CARDIO

Treadmills	8
Elliptical Fitness Crosstrainers	10
StairClimber	12
Adaptive Motion Trainers®	14
Bikes	16

CARDIO

Treadmills

A lineup built to adapt to anyone who sets foot on them

- **INTEGRATED FOOTPLANT TECHNOLOGY™ (IFT™)**
Recognizes natural foot speeds and matches strides for a smooth experience.
- **GROUND EFFECTS® IMPACT CONTROL SYSTEM (GFX®)**
Our patented system that combines ideal cushioning, support and stability.
- **ACTIVE STATUS LIGHT**
Designed to let you know at a glance the operating condition of your treadmill.
- **QUIET & CLEANABLE**
Designed to make less noise and with fewer seams for an easy clean.

[WATCH THE VIDEO »](#)

[DOWNLOAD PRODUCT SPECS »](#)



800 LINE

- Incline range -3 decline to 15% incline
- Speed 0.5 - 16 mph (0.8 - 25 kph) + Auto Stop™
- AC drive system and next-generation motor controller
- Active Status Light for maintenance status at a glance

Frame color options



Black Pearl



Storm Grey





700 LINE

- Incline range 0 - 15% incline
- Speed 0.5 - 12 mph (0.8 - 19 kph) + Auto Stop™
- AC drive system and next-generation motor controller
- Active Status Light for maintenance status at a glance



600 LINE

- Incline range 0 - 15% incline
- Speed 0.5-12 mph (0.8 - 19 kph) + Auto Stop™
- High-efficiency 3 HP AC motor
- 27 workouts and 19 electronic readouts

CONSOLES



P82



P62



P31

CARDIO

Ellipticals

Machines made to mimic the most natural movement

- **EXCLUSIVE CONVERGING CROSSRAMP® TECHNOLOGY**

Mimics the natural converging path of motion while walking or running.

- **ELLIPTICAL EXPERTS**

We've studied and improved elliptical performance for the 25 years since we invented it.

- **ACTIVE STATUS LIGHT**

Designed to let you know the operating condition of your elliptical at a glance.

- **PROTECT AND MAINTAIN**

Easy to clean and maintain with a covered ramp, frame and pivot joints.

[WATCH THE VIDEO »](#)

[DOWNLOAD PRODUCT SPECS »](#)



800 LINE MOVING HANDLEBARS

- A premium experience with all the bells and whistles
- Converging CrossRamp® is adjustable between 10 and 35 degrees
- Moving handlebars for a total body workout
- Active Status Light

Frame color options



Black Pearl



Storm Grey





800 LINE FIXED HANDLEBARS

- A premium experience with all the bells and whistles
- Converging CrossRamp® is adjustable between 10 and 35 degrees
- Fixed handlebars for a lower body workout
- Active Status Light



600 LINE MOVING HANDLEBARS

- All the essentials at a value price
- CrossRamp® is adjustable between 10 and 35 degrees
- Moving handlebars for a total body workout

CONSOLES



P82



P62



P31



“

“Precor looked at the operator pain points of the other equipment manufacturers and fixed them. Our exercisers love how smooth the StairClimber is, Precor took the best of the best and put it together into one amazing machine.”

*Kim Kenyon, Owner
Gold's Gym Dutchess County*

CARDIO

StairClimber

A low-maintenance, high-impact machine that stays a step ahead

- **LOST ITEM SLIDE**

Earbuds fell into the gap? A unique design returns personal items without the hassle.

- **EASY ON, EASY OFF**

Thoughtful step-on and step-off platforms make it easy for exercisers of all levels.

- **FAST ACCESS**

To decrease downtime, service panels can be removed in under one minute.

- **DYNAMIC STEP CONTROL™**

Creates a consistent step for your size and speed.

[WATCH THE VIDEO »](#)


[DOWNLOAD PRODUCT SPECS »](#)



800 LINE

- Largest step area
- Tested beyond industry standards
- Low maintenance step chain
- Active Status Light
- Recommended ceiling height 9 ft 9 in (3 m)

Frame color options





CARDIO

Adaptive Motion Trainer[®]

The only one of its kind that lets you climb, cycle, jog or run without impact

- **OPEN STRIDE™ & DYNAMIC ADJUSTABLE STRIDE LENGTH**

Two features. Four movements. Infinite number of workouts.

- **FULL BODY, BETTER RESULTS**

Push and pull handlebars work the upper body for a total body workout.

- **NEXT-LEVEL CARDIO FITNESS**

Research shows that the AMT[®] drives a high energy expenditure.

- **SAVE ON SPACE, AND COST OF OWNERSHIP**

Packs a big punch yet low energy use.

[WATCH THE VIDEO »](#)

[DOWNLOAD PRODUCT SPECS »](#)



800 LINE

- An infinite number of workout options
- Adaptive stride length 0 to 36 in / 0 to 91 cm
- Adjustable stride height 5 levels, 6.8 to 10 in / 17 to 25 cm
- Resistance levels 20

Frame color options



Black Pearl



Storm Grey

CARDIO

Bikes

Easy-to-use fitness staples,
for smooth rides every time

- **STURDY AND SMOOTH**

The well-built, durable frame makes for a stable and comfortable ride.

- **QUIET AND CLEANABLE**

Designed to make less noise and designed with fewer seams for an easy clean.

- **ULTRA-COMFORTABLE SEAT BACK**

Recumbents feature custom-designed, ventilated seat back with unique suspension.

- **ERGONOMICALLY SOUND**

Designed for smooth, biomechanically correct pedaling with extra-wide pedals.

[DOWNLOAD PRODUCT SPECS »](#)



800 LINE UPRIGHT

- Over-molded handlebars and comfortable saddle design
- Dual-sided pedals with integrated straps
- Simple one-handed seat adjustment
- 25 resistance levels

800 LINE RECUMBENT

- Step-through design
- Ventilated, suspension-mounted air flex seat back
- Dual-sided pedals with integrated straps
- Convenient, one-handed seat adjustment
- 25 resistance levels



Frame color options



Black Pearl



Storm Grey





600 LINE UPRIGHT

- Over-molded handlebars and comfortable saddle design
- Over-sized pedals with integrated straps
- Familiar pop-pin seat adjustment
- 12 workouts and 18 electronic readouts



600 LINE RECUMBENT

- Step-through design
- Ventilated, suspension-mounted air flex seat back
- Over-sized pedals with integrated straps
- Simple single-handed seat adjustment
- 12 workouts and 18 electronic readouts

CONSOLES



P82



P62



P31

CONNECTED FITNESS

Personalized platforms for
your exercisers and business

“

“Once we brought Precor in, our whole sales process changed. Now we really use the equipment as a differentiator in our market. I see our sales people showing the P82 consoles, the on-demand music and the workouts you can save. It's a wow factor.”

*Ken Davies, Owner,
City Fitness, Philadelphia, Pennsylvania*





EXPERIENCE
CONNECTED FITNESS

CONNECTED FITNESS

Consoles	20
Preva® Networked Fitness	22
Partnerships & Integrations	24

CONNECTED FITNESS

Consoles

Add another highlight to the facility tour - your cardio floor - featuring consoles from Precor. The clean and proven design of these consoles makes it easy for exercisers, whether new to Precor or familiar, to locate controls, inputs and adjustments. With a brilliant touchscreen and a simple, intuitive interface, they will draw members deeper into their workout.



- **CAPACITIVE TOUCHSCREEN**

With a few simple swipes, exercisers select their workout, entertainment and get moving.

- **MOBILE DEVICE CHARGER**

All consoles feature a convenient mobile device charger to keep the tunes and entertainment flowing.

- **MOTION CONTROLS**

Large toggle-style controls are within arm's reach making adjustments to speed, resistance and ramps quick and easy.

- **READING RACK**

The perfect spot for phone and tablet viewing with the bonus of a hole for feeding charging cables to the mobile device charger.

- **FEATURED WORKOUT**

The touchscreen consoles promote new workouts everyday to prevent boredom and encourage variety.

[DOWNLOAD PRODUCT SPECS »](#)





P82 TOUCHSCREEN

The P82 is a 15 in (38.1 cm) capacitive touchscreen console with a quad core processor that seamlessly combines a fitness, television and internet experience into one simple design.



P62 TOUCHSCREEN

The P62 is a 10 in (25.7 cm) capacitive touchscreen console with a dual core processor that injects contemporary design and a premium networked fitness experience to the cardio floor.



P31 LED

P31 has a powerful combination of smarts and good looks to work harder for you, your servicers and your exercisers. Available with an optional personal viewing system, or an integrated audio receiver.

CONNECTED FITNESS

Preva[®] Networked Fitness

Media and metrics to keep your exercisers motivated and you up to speed

- **SYNC UP**

100+ countries connected.

- **GLOBAL CONNECTIONS**

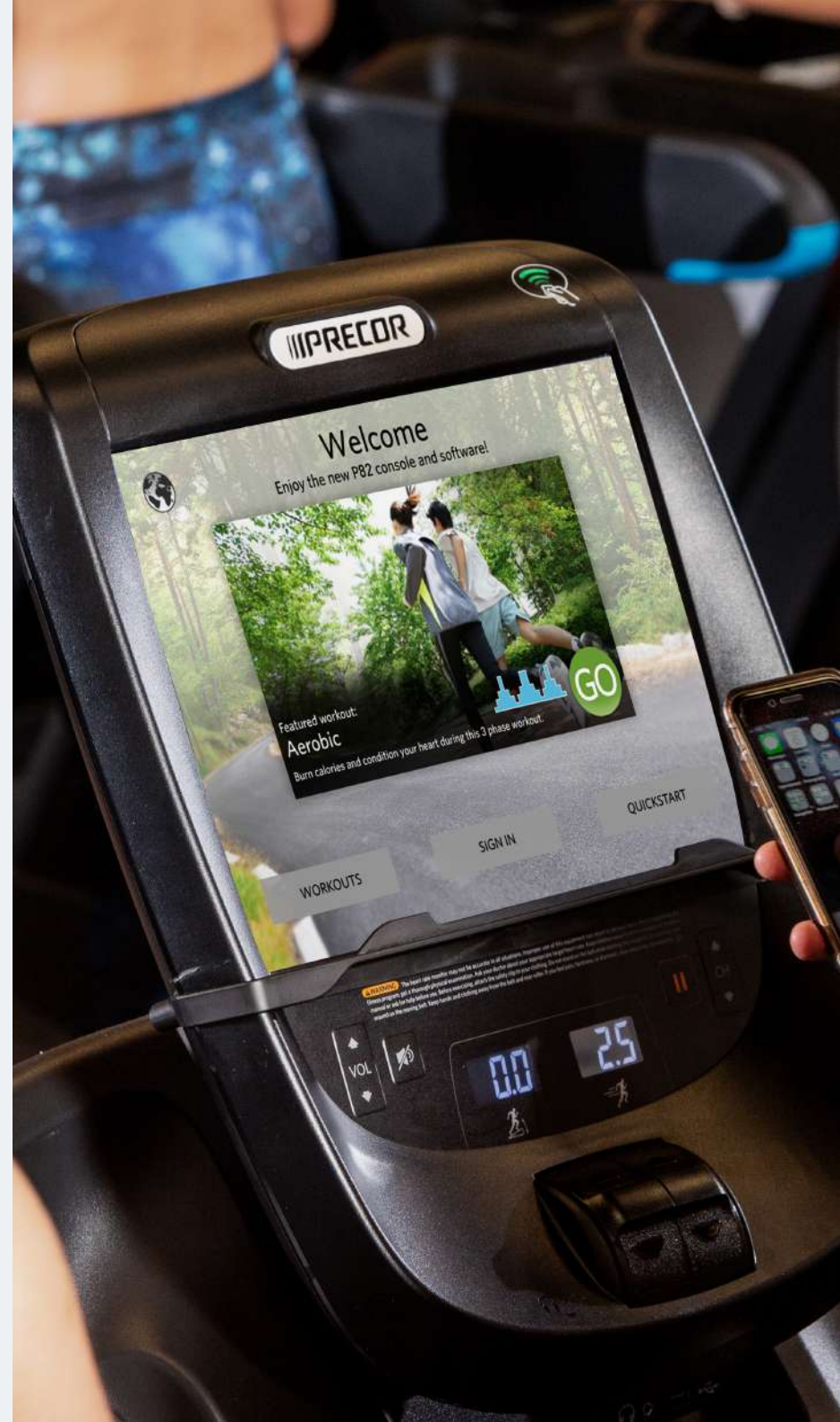
More than 14,000 facilities worldwide.

- **SCREEN TIME**

Over 143,000 consoles around the world and growing.

- **MILEAGE MATTERS**

More than 1 billion workouts recorded and growing every second.





Delight your exercisers to drive retention

- **PREVA: THE CARDIO CONNECTON**

Preva is our operating system that pairs with a console of your choice. It connects you to the facility floor and connects your exercisers to everything they need—music, movies and more.

- **ON-POINT ENTERTAINMENT**

Preva gives your exercisers access to media like video on demand (VOD) with curated YouTube® playlists.

- **INTERFACE WITH INTELLIGENCE**

Better insights are better for everyone. Preva helps exercisers measure activity and track goals and workouts while giving you access to data and insights across your facility.

- **STRENGTHEN YOUR CONNECTION**

Stay connected through Preva Mobile at any time, and keep in touch with your exercisers to keep them motivated. You can even customize the interface to match your branding.



Partnerships and integrations



ClubCom leverages the industry-leading Preva open platform to provide custom branded and dedicated tiles that connect to your on-demand video library, personal trainer profiles, group exercise schedules and much more.



Integrating the EGYM cardio training system with Precor cardio equipment makes fitness training easier, more intuitive and motivating. Smart Workouts, an automated system with a brief fitness assessment, targets exercisers with cardio programs that are personalized to each individual and incorporate gamification, making them fun and engaging.



Networked Precor cardio equipment sync effortlessly with RunTV, by partner VO2 Media, to offer a revolution in immersive exercise, offering exercisers multiple channels, inspiring human-powered short films, training tips and expert coaching from fitness professionals, as well as stunning interactive trails.

STRENGTH

Durable and adaptable
strength equipment

“

“In a student recreation facility, folks are very active, and that tends to happen on an accelerated level. Fitness equipment has to be durable, so making sure something overall is a really good product was important to us. Going to the Precor plant and actually seeing how they are testing things, was really awesome, because we saw how they are making sure that a Smith Machine is able to be used without breaking.”

Kenny Norris, Associate Director

Recreation & Wellness

University of North Carolina, Greensboro



EXPERIENCE STRENGTH

STRENGTH

Resolute™ Selectorized	28
Vitality™ Selectorized	38
Discovery™ Plate Loaded	44
Discovery™ Benches & Racks	50
Vitality™ Benches & Racks	58
FTS Glide	62
Functional Selectorized	64
Core & Stretching	68



STRENGTH

Resolute™ Selectorized

Smooth, quiet operation and a variety of motion paths

- **OPTIMIZED FOR THE LONG HAUL**

1.2 million cycles of testing so equipment lasts and looks great while doing it.

- **EASY TO USE**

Illustrated instructions and QR codes leading to teaching and tips from a fitness professional will inspire multiple workouts.

- **BUILT WITH EVERY BODY IN MIND**

Reimagined position and performance design optimizes function for all exercisers.

- **HIGH QUALITY, SAY "HELLO" TO PREMIUM DESIGN**

From grips to finishes, every detail is designed for lasting quality and ease of use.

[WATCH THE VIDEO »](#)

[DOWNLOAD PRODUCT SPECS »](#)



THREE YEARS OF BLOOD, SWEAT AND TEARS

With decades of industry experience and three years of studying, developing and testing, we designed these premium, biomechanically sound products to fit the unique needs of every exerciser.

Frame color options



Upholstery color options



Resolute™ Selectorized upper body



RSL0204
BICEPS CURL

Dimensions (LxWxH)
48 x 43 x 58 in (122 x 110 x 148 cm)
Weight 434 lb (197 kg)
Weight Stack 160 lb (73 kg)



RSL0208
TRICEPS EXTENSION

Dimensions (LxWxH)
48 x 43 x 58 in (122 x 110 x 148 cm)
Weight 460 lb (209 kg)
Weight Stack 160 lb (73 kg)



RSL0215
SEATED DIP

Dimensions (LxWxH)
55 x 48 x 58 in (140 x 122 x 148 cm)
Weight 585 lb (266 kg)
Weight Stack 240 lb (109 kg)



RSL0310
DIVERGING SEATED ROW

Dimensions (LxWxH)
63 x 55 x 58 in (160 x 140 x 148 cm)
Weight 616 lb (280 kg)
Weight Stack 240 lb (109 kg)



RSL0314
DIVERGING LAT PULLDOWN

Dimensions (LxWxH)
57 x 50 x 81 in (145 x 127 x 206 cm)
Weight 585 lb (266 kg)
Weight Stack 240 lb (109 kg)



RSL0324
DIVERGING LOW ROW

Dimensions (LxWxH)
79 x 48 x 58 in (201 x 122 x 148 cm)
Weight 581 lb (264 kg)
Weight Stack 240 lb (109 kg)

Resolute™ Selectorized upper/lower body



RSL0414
CONVERGING CHEST PRESS

Dimensions (LxWxH)
73 x 50 x 73 in (185 x 127 x 185 cm)
Weight 594 lb (269 kg)
Weight Stack 240 lb (109 kg)



RSL0504
LATERAL RAISE

Dimensions (LxWxH)
54 x 49 x 58 in (137 x 124 x 148 cm)
Weight 510 lb (231 kg)
Weight Stack 160 lb (73 kg)



RSL0505
REAR DELT PEC FLY

Dimensions (LxWxH)
56 x 38 x 84 in (142 x 97 x 214 cm)
Weight 583 lb (265 kg)
Weight Stack 240 lb (109 kg)



RSL0515
CONVERGING SHOULDER PRESS

Dimensions (LxWxH)
61 x 59 x 60 in (155 x 150 x 152 cm)
Weight 557 lb (253 kg)
Weight Stack 200 lb (91 kg)



RSL0618
GLUTE EXTENSION

Dimensions (LxWxH)
54 x 40 x 58 in (137 x 102 x 148 cm)
Weight 475 lb (216 kg)
Weight Stack 160 lb (73 kg)



RSL0623
SEATED CALF EXTENSION

Dimensions (LxWxH)
53 x 44 x 58 in (135 x 112 x 148 cm)
Weight 684 lb (311 kg)
Weight Stack 400 lb (182 kg)

Resolute™ Selectorized lower body



RSL0602
LEG PRESS

Dimensions (LxWxH)
77 x 48 x 58 in (196 x 122 x 148 cm)
Weight 826 lb (375 kg)
Weight Stack 400 lb (182 kg)



RSL0605
LEG EXTENSION

Dimensions (LxWxH)
61 x 50 x 58 in (155 x 127 x 148 cm)
Weight 616 lb (280 kg)
Weight Stack 240 lb (109 kg)



RSL0606
PRONE LEG CURL

Dimensions (LxWxH)
61 x 48 x 58 in (155 x 122 x 148 cm)
Weight 517 lb (235 kg)
Weight Stack 200 lb (91 kg)



RSL0619
SEATED LEG CURL

Dimensions (LxWxH)
63 x 48 x 58 in (160 x 122 x 148 cm)
Weight 609 lb (277 kg)
Weight Stack 240 lb (109 kg)



RSL0620
INNER THIGH

Dimensions (LxWxH)
71 x 30 x 58 in (180 x 76 x 148 cm)
Weight 570 lb (260 kg)
Weight Stack 200 lb (91 kg)



RSL0621
OUTER THIGH

Dimensions (LxWxH)
71 x 30 x 58 in (180 x 76 x 148 cm)
Weight 572 lb (260 kg)
Weight Stack 200 lb (91 kg)

Resolute™ Selectorized core



RSL0315
ROTARY TORSO

Dimensions (LxWxH)
48 x 43 x 58 in (122 x 110 x 148 cm)
Weight 462 lb (210 kg)
Weight Stack 160 lb (73 kg)



RSL0313
BACK EXTENSION

Dimensions (LxWxH)
48 x 49 x 58 in (122 x 124 x 148 cm)
Weight 532 lb (242 kg)
Weight Stack 200 lb (91 kg)



RSL0714
ABDOMINAL

Dimensions (LxWxH)
57 x 47 x 58 in (130 x 119 x 148 cm)
Weight 559 lb (254 kg)
Weight Stack 160 lb (73 kg)





STRENGTH

Vitality™ Selectorized

Luxe look, compact and a variety of motion paths

- **DUALS DELIVER 2 FOR 1**

More than half of the Vitality line features dual exercise models.

- **UPSCALE CONTEMPORARY STYLING**

Easily blends with Vitality Benches & Racks and Resolute Strength™ Selectorized.

- **EASY TO USE**

Step-by-step placards are a helpful boost in unstaffed facilities.

- **DESIGNED WITH LIMITED SPACE IN MIND**

All models have a smaller footprint and low profile design.

[DOWNLOAD PRODUCT SPECS »](#)



OPTIMIZED FOR THE LONG HAUL

Vitality Series Selectorized delivers on what's vital in a comprehensive conditioning circuit: workout variety, ease of use, space efficiency – all at a budget-friendly price.

Frame color options



Black Pearl

Upholstery color options



Black

Vitality™ Selectorized upper body



VSL001BP
CHEST PRESS

Dimensions (LxWxH)
39 x 52 x 69 in (99 x 132 x 176 cm)
Weight 489 lb (222 kg)
Weight Stack 240 lb (109 kg)



VSL015BP
REAR-DELT / PEC FLY

Dimensions (LxWxH)
56 x 54 x 78 in (142 x 137 x 199 cm)
Weight 532 lb (241 kg)
Weight Stack 240 lb (109 kg)



VSL024BP
MULTI-PRESS

Dimensions (LxWxH)
72 x 58 x 69 in (183 x 148 x 176 cm)
Weight 567 lb (257 kg)
Weight Stack 240 lb (109 kg)



VSL025BP
BICEPS CURL / TRICEP EXTENSION

Dimensions (LxWxH)
52 x 42 x 60 in (132 x 107 x 152 cm)
Weight 447 lb (203 kg)
Weight Stack 170 lb (78 kg)



VSL026BP
PULLDOWN

Dimensions (LxWxH)
79 x 52 x 87 in (201 x 131 x 221 cm)
Weight 503 lb (228 kg)
Weight Stack 220 lb (100 kg)



VSL014BP
ABDOMINAL

Dimensions (LxWxH)
57 x 38 x 60 in (145 x 97 x 152 cm)
Weight 503 lb (228 kg)
Weight Stack 200 lb (91 kg)

Vitality™ Selectorized lower body



VSL005BP
LEG EXTENSION

Dimensions (LxWxH)
49 x 45 x 60 in (124 x 114 x 152 cm)
Weight 486 lb (221 kg)
Weight Stack 200 lb (91 kg)



VSL008BP
INNER / OUTER THIGH

Dimensions (LxWxH)
65 x 32 x 60 (165 x 81 x 152 cm)
Weight 442 lb (201 kg)
Weight Stack 170 lb (77 kg)

VITALITY™ SELECTORIZED - LOWER BODY



VSL010BP
LEG PRESS / CALF EXTENSION

Dimensions (LxWxH)
76 x 44 x 69 in (193 x 112 x 176 cm)
Weight 638 lb (289 kg)
Weight Stack 295 lb (134 kg)



VSL027BP
LEG EXTENSION / LEG CURL

Dimensions (LxWxH)
55 x 45 x 60 in (140 x 114 x 152 cm)
Weight 585 lb (265 kg)
Weight Stack 240 lb (109 kg)



PLATE LOADED

Discovery™ Plate Loaded

Put some luxe in that lift

- **DESIGNED FOR THE MASSES TO ADD MASS**

Approachable and easy for first timers, but adaptive for the seasoned athlete.

- **LONG-LIVED PERFORMANCE**

Durable, solid frame built to perform for the long run and the most intense use.

- **SIMPLE SOPHISTICATION**

Premium finish, clean lines and open design make sure the look stands the test of time.

[DOWNLOAD PRODUCT SPECS »](#)

DISCOVERY™ PLATE LOADED



DPL0802 SMITH MACHINE

Dimensions (LxWxH)

58 x 84 x 91 in (148 x 213 x 231 cm)

Weight 414 lb (188 kg)

Start Weight 35 lb (16 kg)

Max. Lift Load Capacity 600 lb (272 kg)

Angle of Glide Path 11 degrees

Frame color options



Upholstery color options



Discovery™ Plate Loaded



DPL0603 HACK SQUAT

Dimensions (LxWxH)
82 x 64 x 58 in (208 x 162 x 148 cm)
Weight 485 lb (220 kg)
Start Weight 89 lb (40 kg)
Max. Lift Load Capacity 720 lb (327 kg)



DPL0601 ANGLED LEG PRESS

Dimensions (LxWxH)
96 x 57 x 57 in (244 x 145 x 145 cm)
Weight 595 lb (270 kg)
Start Weight 136 lb (62 kg)
Max. Lift Load Capacity 1080 lb (490 kg)



DPL0616 CALF RAISE

Dimensions (LxWxH)
59 x 30 x 40 in (150 x 76 x 102 cm)
Weight 165 lb (75 kg)
Start Weight 25 lb (11 kg)
Max. Lift Load Capacity 450 lb (204 kg)



DPL0624
SQUAT MACHINE

Dimensions (LxWxH)
91 x 67 x 61 in (231 x 170 x 155 cm)
Weight 498 lb (226 kg)
Start Weight 40 lb (18 kg)
Max. Lift Load Capacity 540 lb (245 kg)



DPL0520
BICEPS CURL

Dimensions (LxWxH)
53 x 38 x 48 in (135 x 97 x 122 cm)
Weight 258 lb (117 kg)
Start Weight 12 lb (5.4 kg)
Max. Lift Load Capacity 225 lb (102 kg)



DPL0521
SEATED DIP

Dimensions (LxWxH)
72 x 41 x 37 in (183 x 104 x 94 cm)
Weight 287 lb (130 kg)
Start Weight 8 lb (3.6 kg)
Max. Lift Load Capacity 360 lb (163 kg)

Discovery™ Plate Loaded



DPL0540 CHEST PRESS

Dimensions (LxWxH)
43 x 67 x 70 in (110 x 170 x 176 cm)
Weight 353 lb (160 kg)
Start Weight 12 lb (5.5 kg)
Max. Lift Load Capacity 450 lb (204 kg)



DPL0541 INCLINE PRESS

Dimensions (LxWxH)
43 x 78 x 70.5 in (110 x 198 x 179 cm)
Weight 346 lb (157 kg)
Start Weight 12 lb (5.5 kg)
Max. Lift Load Capacity 450 lb (204 kg)



DPL0550 SHOULDER PRESS

Dimensions (LxWxH)
57 x 61 x 62 in (145 x 155 x 157 cm)
Weight 310 lb (141 kg)
Start Weight 10 lb (4.5 kg)
Max. Lift Load Capacity 360 lb (163 kg)



DPL0305
PULLDOWN

Dimensions (LxWxH)
66 x 51 x 76.5 in (168 x 130 x 194 cm)
Weight 326 lb (148 kg)
Start Weight 5 lb (2.5 kg)
Max. Lift Load Capacity 450 lb (204 kg)



DPL0309
SEATED ROW

Dimensions (LxWxH)
58 x 50 x 49 in (148 x 127 x 124 cm)
Weight 340 lb (154 kg)
Start Weight 10 lb (4.5 kg)
Max. Lift Load Capacity 450 lb (204 kg)



DPL0311
INCLINE LEVER ROW

Dimensions (LxWxH)
75 x 39 x 47.5 in (190.5 x 99 x 121 cm)
Weight 191 lb (87 kg)
Start Weight 40 lb (18 kg)
Max. Lift Load Capacity 280 lb (127 kg)

STRENGTH

Discovery™ Benches & Racks

The perfect tools for seasoned lifters and those new to strength training

- **BUILT FOR THE MASSES TO ADD MASS**

Approachable and easy for first-timers, but adaptive for the seasoned athlete.

- **LONG-LIVED PERFORMANCE**

Intelligent design and optimized durability, so you can make your strength purchase with confidence.

- **CONVENIENT STORAGE**

Thoughtful and functional built-in storage puts accessories within reach.

[DOWNLOAD PRODUCT SPECS »](#)





**DBR0610
POWER RACK**

Dimensions (LxWxH)
83 x 63 x 98.5 in (211 x 160 x 250 cm)
Weight 613 lb (278 kg)
Weight Storage Horns 10
Max. Lift Load Capacity 800 lb (363 kg)
Max. Storage Weight 1800 lb (817 kg)

Frame color options



**DBR0611
HALF RACK**

Dimensions (LxWxH)
71 x 61 x 98.5 in (180 x 155 x 250 cm)
Weight 453 lb (205 kg)
Weight Storage Horns 10
Max. Lift Load Capacity 600 lb (272 kg)
Max. Storage Weight 1800 lb (817 kg)

Upholstery color options



**OPTIONAL HALF RACK &
POWER RACK ACCESSORIES**

- Band Peg Kit (pair)
- Combo Rack Connector Kit
- Side by Side Connector Kit
- Reverse Bar Catches
- Torso Trainer
- Dip Station (Power Rack only)
- Olympic Lifting Platforms and inserts (3.7 in / 9.4 cm thick, approximately 8 ft W x 6 ft D / 244 x 183 cm, excluding inserts). A custom logo option is available at an additional cost.

Discovery™ Benches & Racks



DBR0608
OLYMPIC SQUAT RACK

Dimensions (LxWxH)
67 x 64 x 74.5 in (171 x 163 x 189 cm)
Weight 273 lb (124 kg)
Weight Storage Horns 8
Max. Lift Load Capacity 600 lb (273 kg)
Max. Storage Weight 1760 lb (798 kg)



DBR0408
OLYMPIC FLAT BENCH

Dimensions (LxWxH)
72 x 65 x 51 in (183 x 165 x 130 cm)
Weight 188 lb (85 kg)
Weight Storage Horns 8
Max. Lift Load Capacity 500 lb (227 kg)
Max. Storage Weight 1760 lb (798 kg)



DBR0410
OLYMPIC INCLINE BENCH

Dimensions (LxWxH)
79 x 65 x 55 in (201 x 165 x 140 cm)
Weight 221 lb (100 kg)
Weight Storage Horns 8
Max. Lift Load Capacity 500 lb (227 kg)
Max. Storage Weight 1760 lb (798 kg)



DBR0411
OLYMPIC DECLINE BENCH

Dimensions (LxWxH)
83 x 65 x 51.2 in (211 x 165 x 130 cm)
Weight 217 lb (98 kg)
Weight Storage Horns 8
Max. Lift Load Capacity 500 lb (227 kg)
Max. Storage Weight 1760 lb (798 kg)



DBR0119
MULTI-ADJUSTABLE BENCH

Dimensions (LxWxH)
55 x 29.5 x 18 in (140 x 75 x 46 cm)
Weight 106 lb (48 kg)
Max. Lift Load Capacity 400 lb (182 kg)



DBR0101
FLAT BENCH

Dimensions (LxWxH)
52 x 30 x 15 in (132 x 76 x 38 cm)
Weight 64 lb (29 kg)
Max. Lift Load Capacity 400 lb (182 kg)

Discovery™ Benches & Racks



DBR0116
MULTI-PURPOSE BENCH

Dimensions (LxWxH)
49 x 30 x 33 in (125 x 76 x 84 cm)
Weight 82 lb (37 kg)
Max. Lift Load Capacity 400 lb (182 kg)



DBR0113
ADJUSTABLE DECLINE BENCH

Dimensions (LxWxH)
58 x 30 x 44 in (147 x 76 x 112 cm)
Weight 126 lb (57 kg)
Max. Lift Load Capacity 400 lb (182 kg)



DBR0202
PREACHER CURL BENCH

Dimensions (LxWxH)
42 x 37 x 36 in (107 x 94 x 91 cm)
Weight 128 lb (58 kg)
Max. Lift Load Capacity 400 lb (182 kg)



DBR0312
BACK EXTENSION

Dimensions (LxWxH)
53 x 40 x 30 in (135 x 102 x 76 cm)
Weight 141 lb (64 kg)
Max. Lift Load Capacity 100 lb (45.4 kg)



DBR0702
VERTICAL KNEE-UP

Dimensions (LxWxH)
27 x 43 x 66 in (69 x 109 x 168 cm)
Weight 201 lb (91 kg)
Max. Lift Load Capacity 100 lb (45.4 kg)



DBR0808
BARBELL RACK

Dimensions (LxWxH)
41 x 34 x 59 in (104 x 86 x 150 cm)
Weight 183 lb (83 kg)
Max. Storage Weight 800 lb (363 kg)

Discovery™ Benches & Racks



DBR0818
HANDLE RACK

Dimensions (LxWxH)
37 x 26 x 42 in (94 x 66 x 107 cm)

Weight 128 lb (58 kg)

Max. Storage Weight 500 lb (227 kg)



DBR0817
WEIGHT PLATE TREE

Dimensions (LxWxH)
26 x 30 x 47 in (65 x 75 x 119 cm)

Weight 77 lb (35 kg)

Weight Storage Horns 6

Max. Storage Weight 1000 lb (454 kg)



DBR0813
BEAUTY BELL RACK

Dimensions (LxWxH)
51 x 30.3 x 41 in (130 x 77 x 104 cm)

Weight 205 lb (93 kg)

Max. Storage Weight 400 lb (181.5 kg)



DBR0814
3 TIER, 10 PAIR DUMBBELL RACK

Dimensions (LxWxH)
51 x 30.3 x 41 in (130 x 77 x 104 cm)
Weight 214 lb (97 kg)
Max. Storage Weight 500 lb (227 kg)



DBR0812
2 TIER, 10 PAIR DUMBBELL RACK

Dimensions (LxWxH)
87 x 28 x 32 in (221 x 71 x 81 cm)
Weight 207 lb (94 kg)
Max. Storage Weight 1600 lb (726 kg)



DBR0815
3 TIER, 15 PAIR DUMBBELL RACK

Dimensions (LxWxH)
87 x 30.3 x 42 in (221 x 77 x 107 cm)
Weight 300 lb (136 kg)
Max. Storage Weight 1200 lb (544 kg)

STRENGTH

Vitality™ Benches & Racks

Offers great exercise variety for smaller spaces

- **MAKE A STRONG FIRST IMPRESSION**

High-quality materials and construction deliver a premium appearance for years to come.

- **MEETS THE PREMIUM STANDARD**

Tested and warrantied to the same standards as our premium strength lines.

- **DESIGNED TO COMPLEMENT**

Mixes and matches with FTS Glide, Resolute Strength and Discovery Series.

[DOWNLOAD PRODUCT SPECS »](#)





VBR6117
FLAT INCLINE DECLINE BENCH

Dimensions (LxWxH)
54 x 30 x 18 in (137 x 76 x 46 cm)
Weight 82 lb (37 kg)
Max. Lift Load Capacity 200 lb (91 kg)

Frame color options

 Black Pearl

Upholstery color options

 Black



VBR6804
3 TIER, 10 PAIR FLAT DUMBBELL RACK

Dimensions (LxWxH)
48 x 30 x 39 in (122 x 76 x 99 cm)
Weight 145 lb (65 kg)
Max. Storage Weight 550 lb (249 kg)



VBR6805
3 TIER, 15 PAIR FLAT DUMBBELL RACK

Dimensions (LxWxH)
80 x 30 x 39 in (203 x 76 x 99 cm)
Weight 212 lb (96 kg)
Max. Storage Weight 1200 lb (544 kg)

Vitality™ Benches & Racks



VBR6809

VERTICAL 8 PAIR DUMBBELL RACK

Dimensions (LxWxH)

25 x 31 x 56 in (64 x 79 x 141 cm)

Weight 88 lb (40 kg)

Max. Storage Weight 360 lb (163 kg)



VBR6814

3 TIER, 10 PAIR SADDLE DUMBBELL RACK

Dimensions (LxWxH)

56 x 30 x 40 in (142 x 76 x 102 cm)

Weight 139 lb (63 kg)

Max. Storage Weight 550 lb (249 kg)



VBR6815

3 TIER, 15 PAIR SADDLE DUMBBELL RACK

Dimensions (LxWxH)

82 x 30 x 40 in (208 x 76 x 102 cm)

Weight 178 lb (81 kg)

Max. Storage Weight 1200 lb (544 kg)



VBR6820B
2 TIER, HORIZONTAL KETTLEBELL SHELF

Dimensions (LxWxH)

48 x 30 x 23 in (122 x 76 x 58 cm)

Weight 95 lb (43 kg)

Max. Storage Weight 560 lb (255 kg)



VBR6820
UTILITY AND ACCESSORY STORAGE*

Dimensions (LxWxH)

65 x 30 x 92 in (165 x 76 x 234 cm)

Weight 181 lb (82 kg)

Max. Storage Weight 710 lb (322 kg)

*Unit includes kettlebell shelves



PRECOR FTS GLIDE

The diagram illustrates various exercise positions for the Precor FTS Glide machine. It includes a grid of small images showing different body parts being targeted, such as the chest, back, and arms. Below the grid, there are several columns of text providing instructions for each exercise, including the name of the exercise and the muscles it targets.

STRENGTH

FTS Glide

Compact functional training system that delivers near-endless possibilities

- **SMALL PACKAGE. BIG PUNCH.**

A serious full-body workout in the compact footprint of a single machine.

- **ONE MACHINE. LIMITLESS POTENTIAL.**

Push, pull, press, curl and extend for dozens of workouts for every muscle.

- **RELIABLY DURABLE**

Equipment that stands the test of time, backed by industry-best service.

- **EASY TO USE**

Illustrated instructions teach and inspire multiple workouts.

- **CONVENIENT STORAGE**

Thoughtful and functional built-in storage puts accessories within reach.

[WATCH THE VIDEO »](#)

[DOWNLOAD PRODUCT SPECS »](#)



FTS GLIDE FUNCTIONAL TRAINING SYSTEM

Dimensions (LxWxH)

53 x 48 x 85 in (135 x 122 x 216 cm)

Weight 672 lb (305 kg)

Weight Stack 2 x 200 lb (2 x 91 kg)

Frame color options



Black Pearl



Gloss Metallic Silver

STRENGTH

Functional Selectorized

A tried and true must-have for your functional strength area

- **TRAIN FOR DAY-TO-DAY DEMANDS**

Pushing-pulling-twisting-lifting movements prepare exercisers for life.


- **ADD TRAINING VARIETY**

Choose from an assortment of optional handles, grips and bars.

- **PROVEN RECORD**

With decades of real world use, you can count on our Multi-stations for the long haul.

[DOWNLOAD PRODUCT SPECS »](#)



FUNCTIONAL SELECTORIZED



820
MULTI-GYM

Dimensions (LxWxH)
183 x 158 x 92 in (465 x 402 x 234 cm)
Weight 3251 lb (1475 kg)



FTS
FUNCTIONAL TRAINING SYSTEM

Dimensions (LxWxH)
98 x 58 x 91 in (249 x 147 x 230 cm)
Weight 840 lb (382 kg)
Weight stack 150 lb (68 kg) or 200 lb (91 kg)



407B
ADJUSTABLE CABLE CROSSOVER

Dimensions (LxWxH)
176 x 43 x 91 in (447 x 109 x 231 cm)
Weight 870 lb (396 kg)
Weight stack 200 lb (91 kg)



302
LONGPULL

Dimensions (LxWxH)
111 x 43 x 93 in (282 x 109 x 236 cm)
Weight 590 lb (268 kg)
Weight stack 250 or 300 lb (114 or 136 kg)



304
PULLDOWN

Dimensions (LxWxH)
73 x 43 x 92 in (185 x 109 x 234 cm)
Weight 545 lb (248 kg)
Weight stack 250 or 300 lb (114 or 136 kg)



320
DIP / CHIN ASSIST

Dimensions (LxWxH)
61 x 54 x 93 in (155 x 137 x 236 cm)
Weight 635 lb (289 kg)
Weight stack 200 lb (91 kg)

Frame color options



Upholstery color options



Functional Selectorized



CW2163

4-STACK

Pulldown, Longpull, Triceps Pushdown, Dip-Chin Assist

Other Configurations

CW2131 Pulldown, Longpull, Dip-Chin Assist, Adjustable Hi/Lo Pulley

CW2137 Pulldown, Longpull, Adjustable Hi/Lo Pulley (2)

CW2180 Cable Crossover, Pulldown, Dip-Chin Assist

CW2190 Cable Crossover, Pulldown, Longpull



CW2201

5-STACK

Cable Crossover, Pulldown, Longpull, Dip-Chin Assist

Other Configurations

CW2205 Cable Crossover, Pulldown, Longpull, Adjustable Hi/Lo Pulley

Icarian Multi Station weight stack shrouds are not available in all configurations.

Cable Crossover has two Adjustable Hi/Lo Pulley stations connected by an overhead beam with pull-up bar





CW2222
6-STACK

Cable Crossover, Pulldown, Longpull, Adjustable Hi/Lo Pulley, Dip-Chin Assist



CW2505
8-STACK

Cable Crossover, Pulldown (2), Longpull (2), Adjustable Hi/Lo Pulley (2)

Other Configurations

CW2501 Cable Crossover, Pulldown (2), Longpull, Dip-Chin Assist, Adjustable Hi/Lo Pulley, Triceps Pushdown

CW2504 Cable Crossover, Pulldown (2), Longpull (2), Dip-Chin Assist, Adjustable Hi/Lo Pulley

Icarian Multi Station weight stack shrouds are not available in all configurations.
Cable Crossover has two Adjustable Hi/Lo Pulley stations connected by an overhead beam with pull-up bar



CORE AND STRETCHING

Strengthen and stretch off the floor

AB-X

The unique “floating pivot point” design of the Ab-X creates the ideal “crunch” movement while the contoured pads reduce stress to neck and shoulders.

STRETCHTRAINER 240I

The StretchTrainer 240i enables exercisers to prepare their bodies for a stronger and more satisfying workout.

[WATCH THE VIDEO »](#)

[DOWNLOAD PRODUCT SPECS »](#)



AB-X

Dimensions (LxWxH)

68 x 36 x 38 in (173 x 91 x 97 cm)

Weight 150 lb (68 kg)

Frame color options



Gloss Metallic Silver



STRETCHTRAINER 240I

Dimensions (LxWxH)

52 x 28 x 36 in (132 x 71 x 91 cm)

Weight 150 lb (68 kg)

Upholstery color options



Black

SERVICES

Full-service offerings, tailored to help your brand or community grow

“

“When I was designing my club I wanted to go with a nationally-recognized, established brand that not only offered top of the line equipment, but had the service to back it up. I got quotes and I talked to a lot of different vendors and equipment manufacturers. Precor stood out amongst the crowd as the best of the best. The service that I received from them is second to none; these guys are incredible and they are with you every step of the way when you open your club.”

Austin Wright, Owner

Anytime Fitness

El Segundo, California





SERVICES

Planning & Design	72
Financing & Leasing	72
Delivery & Installation	73
Service & Support	73
Movement Library	74



SERVICES

Planning & design

Our complete, customized approach to design enables you to create a totally unique fitness environment that reflects your membership profile and represents the aspirations of your business.

- Complete design and project management
- Visualization using 2D and 3D graphics
- Inspirational use of space and natural light
- Custom design tailored to individual requirements
- Access and accessibility as defined by the Americans with Disabilities Act (ADA)
- Audio/visual planning

[GO TO SPACE PLANNER »](#)

Financing & Leasing

We realize that every business is unique, which is why we have dedicated, experienced professionals work with you. In strategic partnership with many financial institutions, they'll help assemble financing and leasing packages that meet the needs of your business.

- We have highly knowledgeable and experienced staff to help you make the right decisions for your business
- We can offer a variety of financing solutions
- We are committed to providing you with a fast, efficient and enjoyable financing experience

[CONTACT SALES »](#)





Delivery & Installation

The moment you place your order, we begin the process of making sure you're completely satisfied. From pre-installation site surveys to equipment training and documentation at installation, our team provides first-class communication and attention to detail.

Our extensive network of equipment and AV installers spans the world. We provide them with ongoing service and technical training, so you can be assured of our high standards for quality installation.

[LEARN MORE »](#)



Service & Support

Our warranties and extended warranties provide comprehensive coverage from the start. Adding preventative maintenance keeps your equipment running in top shape and when your warranty expires, we offer service agreement options that keep your equipment going. Our payment programs take the surprises and guesswork out of your equipment maintenance and repair.

- We guarantee the work performed by our certified technicians
- 97% of service requests are dispatched within 24 hours
- Over 90% of our customers rated their service experience as good, very good, or excellent¹
- Our off-the-shelf parts availability is 97%

¹Research conducted by TNS 2015.

[LEARN MORE »](#)



SERVICES

Movement Library

Quickly access more than a thousand movements and tutorials for Precor cardio, strength, Queenax®, and other functional training equipment to support your training and business.

- English-only video and written materials for the time-sensitive fitness educator
- Includes guidelines for safe set up of equipment and movements
- Content is driven by industry trends and fundamental exercise principles
- Free of charge, 24/7 open-access

[GO TO MOVEMENT LIBRARY »](#)

“

“If there’s ever anything we need, I know I can pick up the phone and will receive an immediate response. I value that. I trust in that. The success that we’re having is a direct result of our strong relationship.”

Boyd Williams

YMCA Pikes Peak

Trademark Notice

Auto Stop, Discovery, Dynamic Step Control, Experience, Integrated Footplant Technology, IFT, Open Stride, Resolute, StretchTrainer and Vitality are trademarks of Precor Incorporated
Adaptive Motion Trainer, AMT, CrossRamp, EFX, Ground Effects, Icarian and Preva are registered trademarks of Precor Incorporated

ClubCom is a registered trademark of ClubCom, LLC

EGYM is a registered trademark of eGym GmbH

VO2 Media is a registered trademark of VO2 Media Limited

The Bluetooth® word mark and logos are registered trademarks owned by Bluetooth SIG, Inc. and any use of such marks by Precor is under license.

Other names in this document and all documents included in this catalog may be the trademarks or registered trademarks of their respective owners.

Intellectual Property Notice

Precor is widely recognized for its innovative, award-winning designs of exercise equipment. Precor aggressively seeks U.S. and foreign patents for both the mechanical construction and the visual aspects of its product design. Any party contemplating the use of Precor product designs is hereby forewarned that Precor considers the unauthorised appropriation of its proprietary rights to be a very serious matter. Precor will aggressively pursue all unauthorised appropriation of its proprietary rights.







PRECOR

20031 142nd Avenue NE
P.O. Box 7202
Woodinville, WA 98072 USA
T: +1 (800) 786-8404
E: info@precor.com
www.precor.com

© Precor Incorporated 2023. The information contained within this catalogue is correct at the time of printing.
Precor reserves the right to make any changes without prior notice. August 2023.

